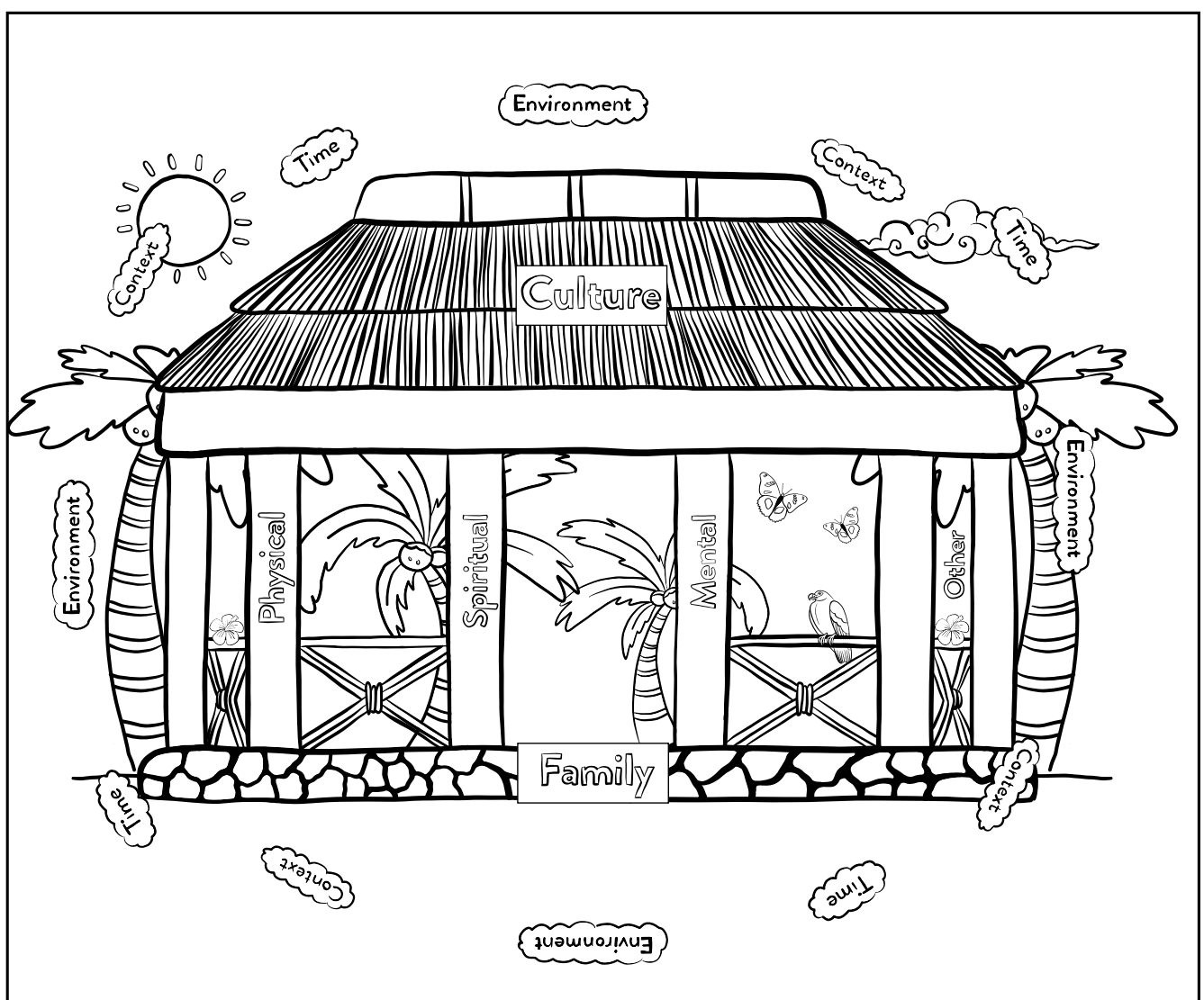


Pou labels for the classroom Fonofale wall display

Here are some add ons for your super classroom mosaic – all you need to do is print off each of the pages on A3 paper, ask fanau to colour it in, and chee-hoo.... add to the wall display.



We acknowledge Fuimaono Karl Pulotu-Endemann as the creator of the Fonofale model of health. You can read more about Fonofale [here](#).

Other

Colour in the label, once you're done, cut it out carefully following the dotted line.

Then add to your classroom Fonofale mosaic!

Other

Mental

Colour in the label, once you're done, cut it out carefully following the dotted line.

Then add to your classroom Fonofale mosaic!

Mental

Spiritual

Colour in the label, once you're done, cut it out carefully following the dotted line.

Then add to your classroom Fonofale mosaic!

Spiritual

Physical

Colour in the label, once you're done, cut it out carefully following the dotted line.

Then add to your classroom Fonofale mosaic!

Physical

Culture

Colour in the label, once you're done, cut it out carefully following the dotted line.

Then add to your classroom Fonofale mosaic!

Culture

Family

Colour in the label, once you're done, cut it out carefully following the dotted line.


Then add to your classroom Fonofale mosaic!

Family

Environment

Colour in the label, once you're done, cut it out carefully following the dotted line.

Then add to your classroom Fonofale mosaic!




Environment

Context

Colour in the label, once you're done, cut it out carefully following the dotted line.

Then add to your classroom Fonofale mosaic!



Context

Time

Colour in the label, once you're done, cut it out carefully following the dotted line.

Then add to your classroom Fonofale mosaic!

